

Signify Classified - Internal
Cooper Lighting Solutions Photometric Lab
1121 Highway 74 South
Peachtree City, GA 30269



Scaled data based on original data using
LM-79-08 Approved Method: Electrical and Photometric Measurements of Solid-
State Lighting Products

Test Report Prepared for
Cooper Lighting Solutions
(formerly Eaton)

Brand: McGRAW-EDISON

Report Number: P438288

Luminaire Tested: **IST-SA1B-830-U-T4FT-HSS**

Issue Date: 12/10/2020

Test Information

Test Method: LM-79-08
Report Number: P438288
TEST IS SCALED FROM IESNA LM-79-08 TEST DATA (G3-2011-074-11)
Test Lab: INNOVATION CENTER
Issue Date: 12/10/2020
Manufacturer: COOPER LIGHTING SOLUTIONS (FORMERLY EATON)
Product Line: McGRAW-EDISON
Catalog Number: IST-SA1B-830-U-T4FT-HSS
Description: IMPACT ELITE LED TRAPEZOID LUMINAIRE
(1) 80 CRI, 3000K, 450mA LIGHTSQUARE WITH 16 LEDS AND TYPE IV FORWARD
THROW OPTICS WITH HOUSE SIDE SHIELD
Light Source: -
Ballast/Driver: ELECTRONIC DRIVER

Summary

Lumens per Lamp: N/A
Luminaire Lumens: 2094 lumens
Efficiency: N/A
Efficacy: 82.4 lumens/watt
Luminous Opening: Rectangular (W 0.5' x L: 0.5' x H: 0')
IES Classification: Type IV - Short
BUG Rating: B0 - U0 - G1

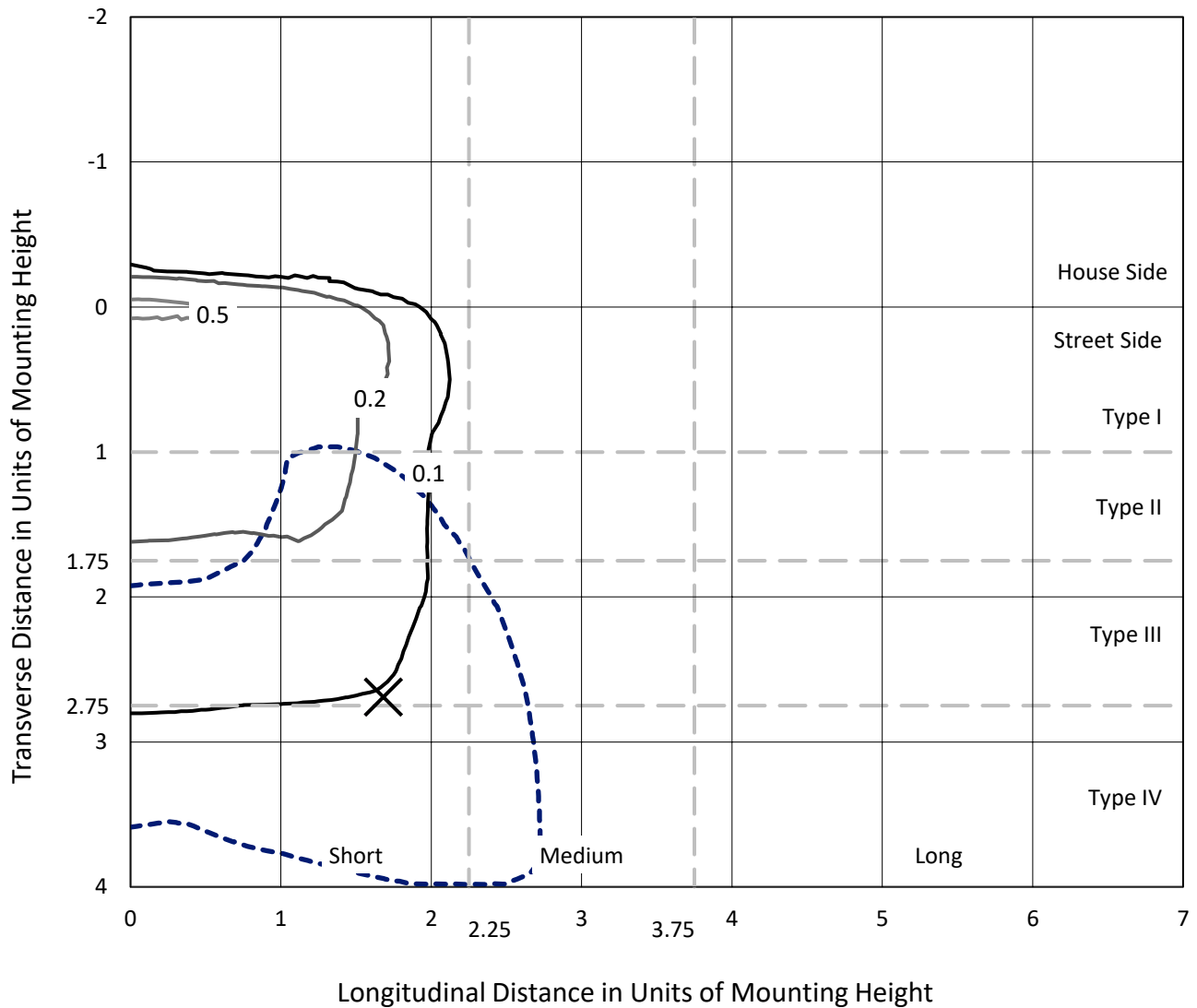
Input Watts (W): 25.4
Input Voltage (V): NR
Input Current (Ain): NR
Voltage Rise (V): NR
Power Factor: NR
Total Harmonic Distortion (THDi): NR
Frequency (hertz): 60
Stabilization Time: NR
Operation Time: NR
Ambient Temperature (°C): NR
Test Distance: 28.75 FT



REPORT NUMBER: P438288
 CATALOG NUMBER: IST-SA1B-830-U-T4FT-HSS

Iso-Footcandle Lines of Horizontal Illumination

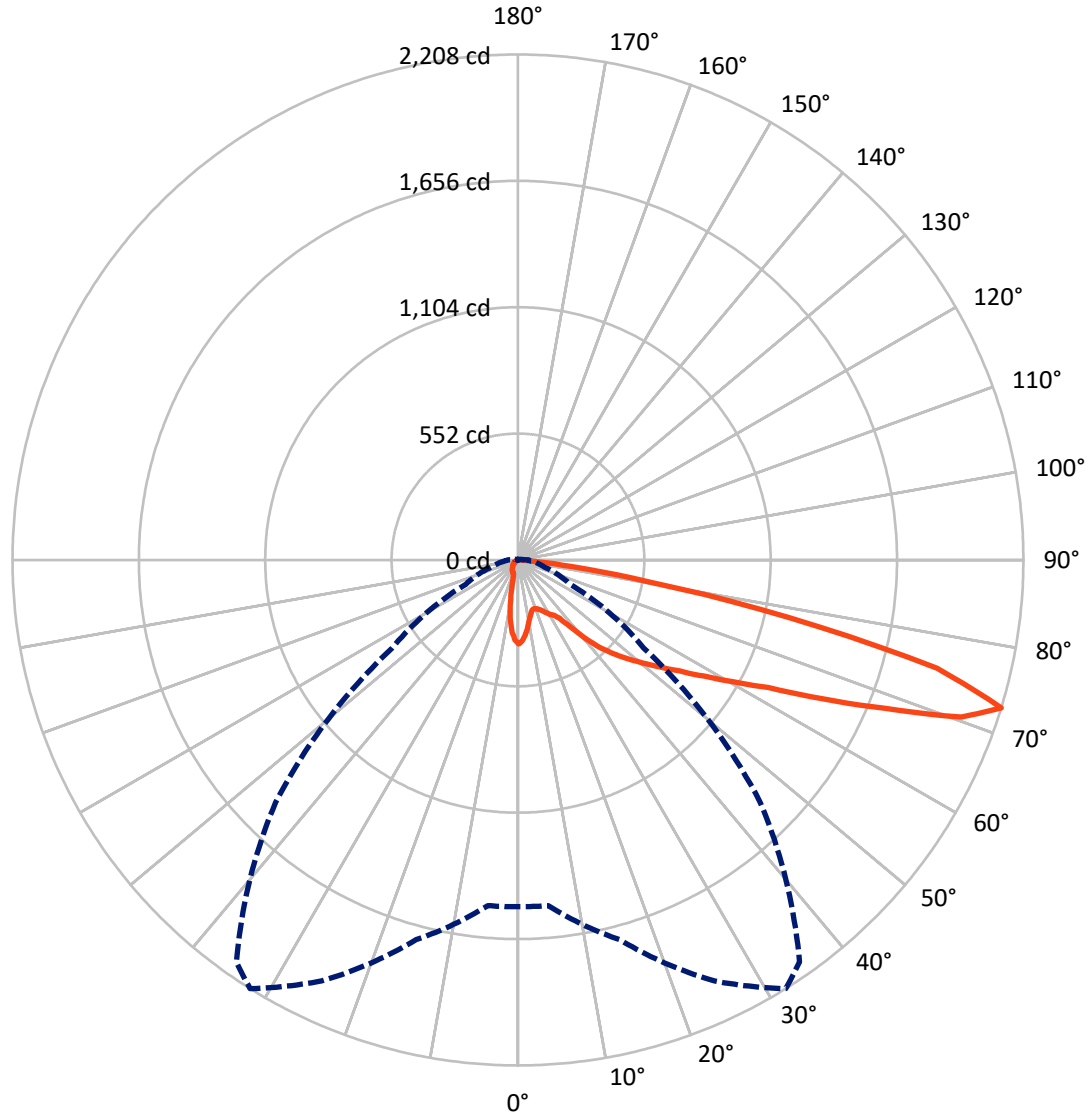
✕ Max cd
 - - - 1/2 Max cd



Based on 25 foot mounting height. Maximum calculated value = 0.6 fc
 Type IV - Short - N/A

REPORT NUMBER: P438288
CATALOG NUMBER: IST-SA1B-830-U-T4FT-HSS

Luminous Intensity Polar Plot



— Vertical Plane Through 32-Deg Lateral - - - Horizontal Cone Through 72.5-Deg Vertical

REPORT NUMBER: P438288

CATALOG NUMBER: IST-SA1B-830-U-T4FT-HSS

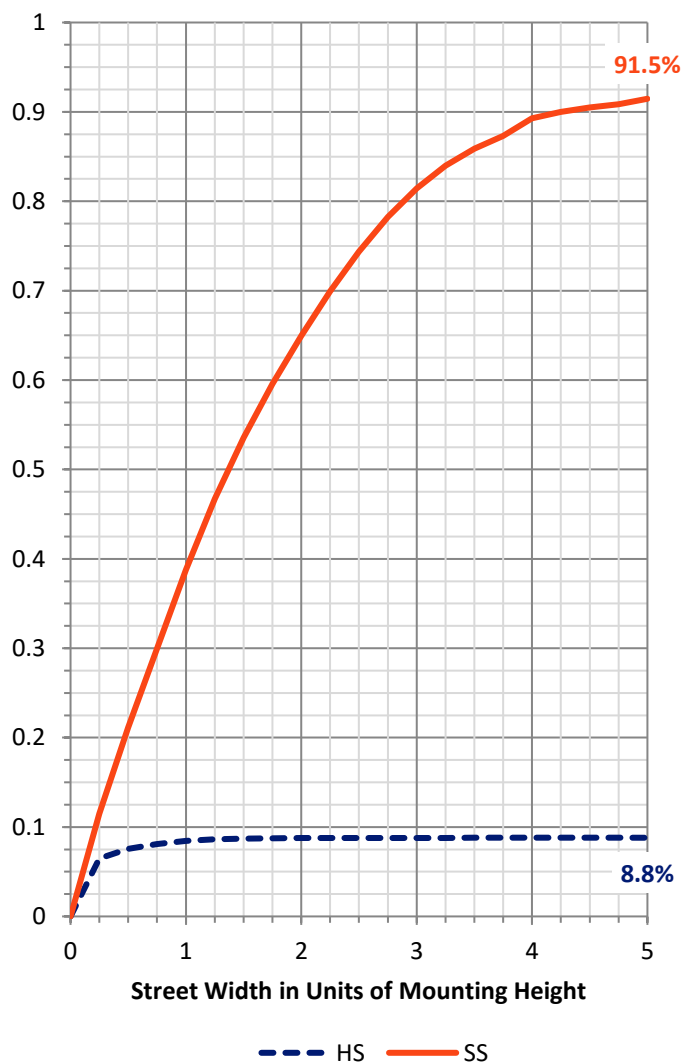
FLUX DISTRIBUTION:

		Downward	Upward	Total
House Side	Lumens	185.4	0.0	185.4
	% Fixture	8.9	0.0	8.9
Street Side	Lumens	1908.7	0.0	1908.7
	% Fixture	91.1	0.0	91.1
Total	Lumens	2094.0	0.0	2094.0
	% Fixture	100.0	0.0	100.0

ZONAL LUMENS:

Zone	Lumens	% Fixture
0°-10°	30.5	1.5
10°-20°	66.2	3.2
20°-30°	100.1	4.8
30°-40°	161.4	7.7
40°-50°	285.9	13.7
50°-60°	437.9	20.9
60°-70°	585.8	28.0
70°-80°	404.4	19.3
80°-90°	21.9	1.0
90°-100°	0.0	0.0
100°-110°	0.0	0.0
110°-120°	0.0	0.0
120°-130°	0.0	0.0
130°-140°	0.0	0.0
140°-150°	0.0	0.0
150°-160°	0.0	0.0
160°-170°	0.0	0.0
170°-180°	0.0	0.0
0°-90°	2094.0	100.0
0°-180°	2094.0	100.0

Coefficient of Utilization



REPORT NUMBER: P438288

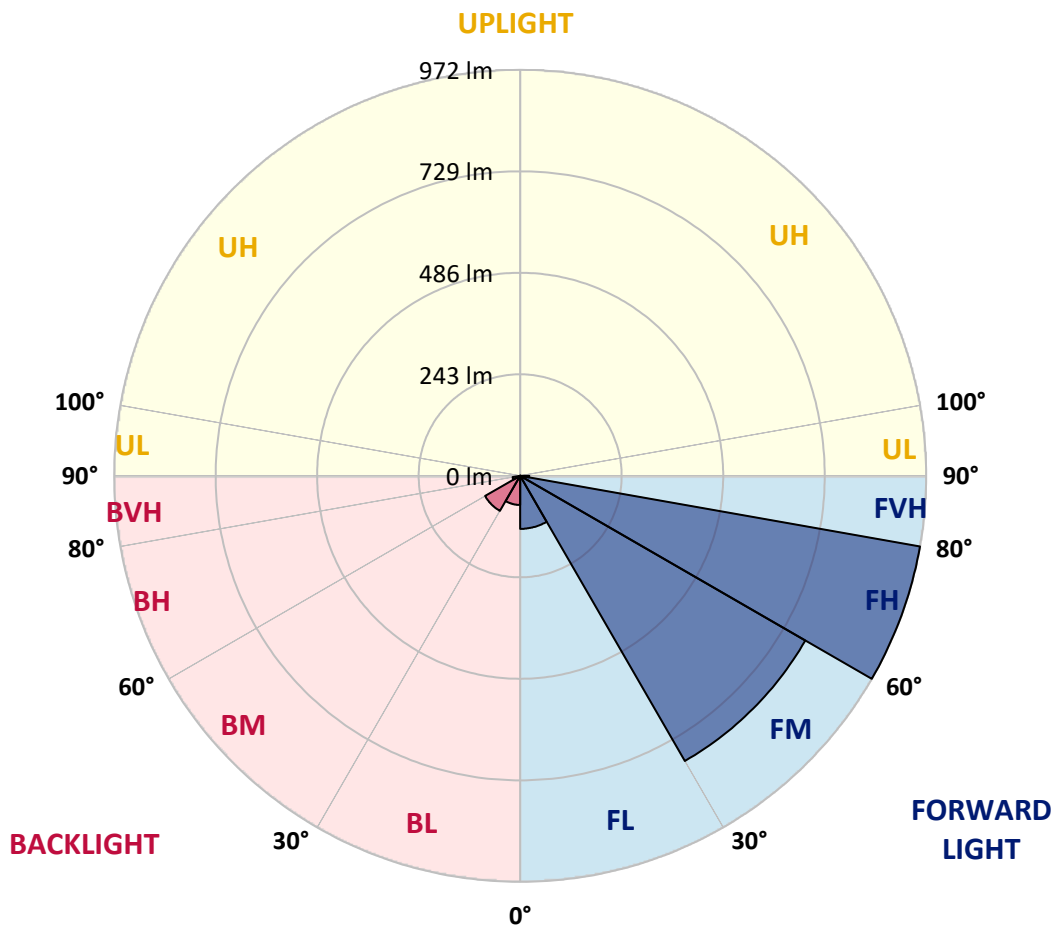
CATALOG NUMBER: IST-SA1B-830-U-T4FT-HSS

LUMINAIRE CLASSIFICATION SYSTEM LUMEN TABLE AND BUG RATING:

Zone	Lumens	% Fixture	Zone Rating/Lumen Limit		
			B	U	G
FL (0°-30°)	127.0	6.1			
FM (30°-60°)	788.3	37.6			
FH (60°-80°)	971.8	46.4			G1/1800
FVH (80°-90°)	21.6	1.0			G1/100
BL (0°-30°)	69.8	3.3	B0/110		
BM (30°-60°)	96.9	4.6	B0/220		
BH (60°-80°)	18.4	0.9	B0/110		G0/110
BVH (80°-90°)	0.3	0.0			G0/10
UL (90°-100°)	0.0	0.0		U0/0	
UH (100°-180°)	0.0	0.0		U0/0	

BUG Rating: B0-U0-G1

Type IV Short





REPORT NUMBER: P438288

CATALOG NUMBER: IST-SA1B-830-U-T4FT-HSS

CANDELA DISTRIBUTION (FULL):

	0°	5°	15°	25°	32°	35°	45°	55°	65°	75°	85°
0°	366.9	366.9	366.9	366.9	366.9	366.9	366.9	366.9	366.9	366.9	366.9
2.5°	353.1	353.1	354.1	355.2	355.2	358.4	362.6	363.7	366.9	369.0	370.1
5°	316.0	320.2	320.2	325.5	329.8	334.0	344.6	351.0	361.6	369.0	371.1
7.5°	282.0	283.1	286.3	292.6	301.1	304.3	318.1	336.1	356.3	369.0	374.3
10°	248.1	249.2	251.3	260.8	269.3	276.7	295.8	318.1	346.7	369.0	378.5
12.5°	223.7	223.7	225.8	236.5	246.0	253.4	274.6	303.3	337.2	370.1	384.9
15°	215.2	215.2	214.2	219.5	228.0	234.3	258.7	290.5	328.7	372.2	391.3
17.5°	219.5	219.5	215.2	216.3	223.7	228.0	249.2	281.0	324.5	376.4	401.9
20°	228.0	228.0	219.5	219.5	226.9	230.1	248.1	275.7	322.3	383.8	416.7
22.5°	237.5	238.6	226.9	226.9	234.3	237.5	254.5	278.9	325.5	393.4	431.6
25°	253.4	253.4	238.6	238.6	244.9	250.2	266.1	288.4	329.8	405.0	454.9
27.5°	275.7	274.6	255.5	250.2	259.8	264.0	282.0	300.1	334.0	418.8	476.1
30°	302.2	296.9	277.8	267.2	275.7	278.9	296.9	316.0	346.7	439.0	509.0
32.5°	330.8	332.9	302.2	283.1	287.3	291.6	314.9	340.4	367.9	465.5	553.5
35°	387.0	387.0	355.2	319.2	311.7	313.9	339.3	372.2	394.4	510.0	604.4
37.5°	457.0	459.1	429.4	391.3	367.9	358.4	376.4	410.3	432.6	566.2	660.6
40°	533.3	530.2	499.4	464.4	445.3	433.7	424.1	464.4	484.6	626.7	716.8
42.5°	597.0	590.6	549.2	531.2	519.6	504.7	485.6	532.3	551.4	703.0	781.5
45°	638.3	633.0	591.7	586.4	582.1	573.6	577.9	613.9	632.0	791.0	849.3
47.5°	670.1	662.7	627.7	635.1	643.6	652.1	689.2	715.7	711.5	871.6	904.5
50°	713.6	703.0	670.1	685.0	707.2	724.2	809.0	816.4	783.6	940.5	954.3
52.5°	740.1	727.4	718.9	743.3	776.2	797.4	940.5	911.9	840.8	990.3	993.5
55°	762.4	761.3	776.2	808.0	855.7	882.2	1048.7	993.5	877.9	1041.2	1014.7
57.5°	830.2	826.0	851.4	876.9	956.4	1000.9	1165.3	1052.9	904.5	1068.8	1003.1
60°	926.7	928.8	929.9	976.6	1078.3	1139.8	1257.5	1102.7	924.6	1073.0	969.1
62.5°	1077.3	1092.1	1066.7	1102.7	1225.7	1303.1	1346.6	1138.8	918.2	1042.3	883.2
65°	1295.7	1290.4	1254.4	1294.7	1459.0	1506.7	1438.9	1149.4	881.1	936.3	722.1
67.5°	1518.4	1520.5	1503.5	1567.2	1727.3	1718.8	1542.8	1113.3	785.7	707.2	452.8
70°	1663.6	1666.8	1709.2	1881.0	2054.9	1996.6	1627.6	986.1	553.5	337.2	171.8
72.5°	1514.1	1515.2	1716.7	2028.4	2207.6	2144.0	1496.1	670.1	252.4	119.8	60.4
75°	958.5	910.8	1275.6	1719.8	1890.6	1828.0	1066.7	312.8	111.3	60.4	25.4
77.5°	334.0	339.3	519.6	990.3	1207.7	1233.2	548.2	102.9	61.5	41.4	13.8
80°	66.8	75.3	153.7	364.8	572.6	594.8	198.3	49.8	40.3	31.8	7.4
82.5°	4.2	5.3	45.6	151.6	234.3	222.7	39.2	25.4	27.6	22.3	4.2
85°	0.0	0.0	3.2	25.4	42.4	31.8	4.2	6.4	11.7	12.7	2.1
87.5°	0.0	0.0	0.0	0.0	0.0	0.0	0.0	0.0	0.0	1.1	0.0
90°	0.0	0.0	0.0	0.0	0.0	0.0	0.0	0.0	0.0	0.0	0.0



REPORT NUMBER: P438288
 CATALOG NUMBER: IST-SA1B-830-U-T4FT-HSS

CANDELA DISTRIBUTION (continued):

	90°	95°	105°	115°	125°	135°	145°	155°	165°	175°	180°
0°	366.9	366.9	366.9	366.9	366.9	366.9	366.9	366.9	366.9	366.9	366.9
2.5°	370.1	370.1	364.8	362.6	359.4	355.2	351.0	348.8	344.6	345.7	345.7
5°	371.1	369.0	362.6	353.1	342.5	331.9	319.2	310.7	301.1	303.3	302.2
7.5°	373.2	372.2	357.3	340.4	321.3	298.0	275.7	256.6	239.6	235.4	232.2
10°	377.5	374.3	353.1	325.5	287.3	249.2	211.0	178.1	164.3	149.5	146.3
12.5°	381.7	376.4	345.7	304.3	246.0	189.8	140.0	110.3	92.2	86.9	84.8
15°	388.1	379.6	336.1	274.6	197.2	128.3	88.0	72.1	68.9	67.9	67.9
17.5°	396.6	381.7	326.6	240.7	145.3	82.7	64.7	64.7	65.7	66.8	66.8
20°	409.3	387.0	312.8	199.3	97.5	62.6	61.5	62.6	63.6	64.7	64.7
22.5°	423.1	395.5	296.9	155.9	68.9	58.3	58.3	59.4	60.4	61.5	61.5
25°	439.0	401.9	275.7	111.3	57.3	55.1	55.1	56.2	57.3	58.3	58.3
27.5°	455.9	409.3	247.1	76.3	52.0	52.0	53.0	54.1	55.1	55.1	56.2
30°	481.4	420.9	217.4	56.2	47.7	47.7	49.8	52.0	53.0	53.0	54.1
32.5°	514.3	430.5	177.1	47.7	44.5	43.5	45.6	48.8	50.9	52.0	52.0
35°	550.3	444.3	132.5	43.5	41.4	40.3	41.4	44.5	48.8	50.9	50.9
37.5°	587.4	457.0	98.6	41.4	38.2	37.1	38.2	40.3	44.5	48.8	49.8
40°	624.5	459.1	71.0	38.2	36.1	35.0	35.0	37.1	41.4	45.6	46.7
42.5°	662.7	467.6	54.1	36.1	32.9	32.9	32.9	33.9	37.1	40.3	41.4
45°	706.2	472.9	43.5	32.9	30.7	30.7	30.7	30.7	32.9	33.9	33.9
47.5°	743.3	465.5	35.0	29.7	28.6	28.6	28.6	27.6	27.6	26.5	26.5
50°	769.8	448.5	28.6	26.5	26.5	27.6	25.4	23.3	23.3	21.2	21.2
52.5°	785.7	423.1	24.4	23.3	25.4	25.4	22.3	21.2	19.1	17.0	15.9
55°	784.6	380.7	21.2	20.1	22.3	22.3	19.1	17.0	14.8	12.7	12.7
57.5°	753.9	334.0	19.1	17.0	19.1	18.0	15.9	12.7	10.6	8.5	8.5
60°	706.2	284.2	17.0	13.8	14.8	13.8	12.7	9.5	7.4	5.3	5.3
62.5°	641.5	237.5	13.8	11.7	10.6	10.6	9.5	7.4	4.2	3.2	3.2
65°	518.5	176.0	10.6	8.5	7.4	8.5	6.4	4.2	2.1	1.1	1.1
67.5°	320.2	100.7	8.5	6.4	5.3	6.4	4.2	3.2	1.1	0.0	0.0
70°	126.2	43.5	6.4	4.2	4.2	4.2	3.2	2.1	0.0	0.0	0.0
72.5°	43.5	19.1	5.3	3.2	3.2	2.1	2.1	1.1	0.0	0.0	0.0
75°	19.1	11.7	4.2	3.2	2.1	2.1	1.1	1.1	0.0	0.0	0.0
77.5°	10.6	7.4	3.2	2.1	2.1	1.1	1.1	1.1	0.0	0.0	0.0
80°	6.4	4.2	2.1	2.1	2.1	1.1	1.1	1.1	0.0	0.0	0.0
82.5°	4.2	2.1	1.1	1.1	1.1	1.1	1.1	1.1	0.0	0.0	0.0
85°	2.1	1.1	0.0	1.1	0.0	0.0	0.0	0.0	0.0	0.0	0.0
87.5°	0.0	0.0	0.0	0.0	0.0	0.0	0.0	0.0	0.0	0.0	0.0
90°	0.0	0.0	0.0	0.0	0.0	0.0	0.0	0.0	0.0	0.0	0.0

Cooper Lighting Solutions Photometric Lab
1121 Highway 74 South
Peachtree City, GA 30269



LM-79-2019: Approved Method: Electrical and Photometric Measurements of Solid-State Lighting Products

Report Prepared for

Cooper Lighting Solutions

MCGRAW EDISON

Report Number: SP1-2408-195-9

Test Date: 08/07/2024

Luminaire Tested: GALN-SB1A-830-U-5WQ

Data in this report applies to families of products including GALN-SB1A-830-U-5WQ.

Test Information

Test Method: LM-79-2019
 Report Number: SP1-2408-195-9
 Test Lab: COOPER LIGHTING SOLUTIONS
 Photometer: SP1 - 76IN SPHERE
 Measurement Geometry: 4π
 Issue Date: 08/07/2024
 Manufacturer: COOPER LIGHTING SOLUTIONS
 Product Line: MCGRAW EDISON
 Catalog Number: **GALN-SB1A-830-U-5WQ**
 Description: GALLEON AREA AND ROADWAY LUMINAIRE. (1) 80 CRI, 3000K, 350MA HIGH DENSITY LIGHTSQUARE WITH 26 LEDS AND TYPE V WIDE OPTICS

Spectral Parameters

CCT (K): 3050
 CIE u': 0.2476
 CIE v': 0.5251
 Duv: 0.0034
 CIE x: 0.4383
 CIE y: 0.4131
 CIE z: 0.1487
 Peak Wavelength (nm): 603
 Dominant Wavelength (nm): 581
 Purity: 55.55201
 Rf: 81.5
 Rg: 99.2

CRI (Ra):	81.0		
R1:	79.6	R9:	7.1
R2:	85.6	R10:	67.0
R3:	92.0	R11:	82.7
R4:	82.6	R12:	63.2
R5:	78.9	R13:	80.3
R6:	81.7	R14:	95.0
R7:	85.2	R15:	71.7
R8:	62.0		



Test Conditions

Stabilization Time: 20M
 Operation Time: 1H 20M
 Sphere Temperature (°C): 24.2

REPORT NUMBER: SP1-2408-195-9

Measurement and Test Equipment			
Instrument	Identification Number	Calibration Date	Calibration Due Date
Photometer	IN0058	6/18/2024	12/18/2024
Power Meter	INXT2011004	2/8/2024	2/8/2025
AC Power Source	IN0063	10/24/2023	10/24/2024
DC Power Source	IN0208	10/24/2023	10/24/2024
Sphere Thermometer	IN0085	10/24/2023	10/24/2024
Room Thermometer	IN0046	10/24/2023	10/24/2024

REPORT NUMBER: SP1-2408-195-9

CIE 1931 Chromaticity Diagram



CIE 1931 Chromaticity Diagram with 2017 ANSI 7-Step and 4-Step Quadrangles



Point lies inside the ANSI 3000K 4-step quadrangle

REPORT NUMBER: SP1-2408-195-9

Photopic Flux vs. Wavelength



Photopic Lumens: NR

λ (nm)	Power W [^] /nm	Lumens (ϕ /nm)	λ (nm)	Power W [^] /nm	Lumens (ϕ /nm)	λ (nm)	Power W [^] /nm	Lumens (ϕ /nm)	λ (nm)	Power W [^] /nm	Lumens (ϕ /nm)	λ (nm)	Power W [^] /nm	Lumens (ϕ /nm)
360	0	NR	490	168	NR	620	940	NR	750	35	NR	880	1	NR
365	0	NR	495	233	NR	625	897	NR	755	30	NR	885	1	NR
370	0	NR	500	300	NR	630	847	NR	760	26	NR	890	1	NR
375	0	NR	505	372	NR	635	790	NR	765	22	NR	895	1	NR
380	0	NR	510	430	NR	640	730	NR	770	19	NR	900	1	NR
385	0	NR	515	483	NR	645	668	NR	775	16	NR	905	1	NR
390	0	NR	520	524	NR	650	605	NR	780	14	NR	910	0	NR
395	2	NR	525	555	NR	655	545	NR	785	12	NR	915	0	NR
400	4	NR	530	581	NR	660	485	NR	790	10	NR	920	0	NR
405	7	NR	535	604	NR	665	430	NR	795	9	NR	925	0	NR
410	17	NR	540	623	NR	670	378	NR	800	8	NR	930	0	NR
415	34	NR	545	645	NR	675	331	NR	805	7	NR	935	0	NR
420	68	NR	550	667	NR	680	290	NR	810	6	NR	940	0	NR
425	128	NR	555	693	NR	685	251	NR	815	5	NR	945	0	NR
430	214	NR	560	719	NR	690	218	NR	820	4	NR	950	0	NR
435	339	NR	565	754	NR	695	188	NR	825	4	NR	955	0	NR
440	507	NR	570	791	NR	700	162	NR	830	3	NR	960	0	NR
445	573	NR	575	830	NR	705	139	NR	835	3	NR	965	0	NR
450	356	NR	580	873	NR	710	119	NR	840	3	NR	970	0	NR
455	217	NR	585	913	NR	715	102	NR	845	2	NR	975	0	NR
460	168	NR	590	948	NR	720	88	NR	850	2	NR	980	0	NR
465	113	NR	595	974	NR	725	76	NR	855	2	NR	985	0	NR
470	85	NR	600	994	NR	730	65	NR	860	1	NR	990	0	NR
475	85	NR	605	998	NR	735	55	NR	865	1	NR	995	0	NR
480	94	NR	610	994	NR	740	47	NR	870	1	NR	1000	0	NR
485	120	NR	615	973	NR	745	41	NR	875	1	NR			

REPORT NUMBER: SP1-2408-195-9

Scotopic Flux vs. Wavelength



Scotopic Lumens: NR

S/P: 1.27

λ (nm)	Power W [^] /nm	Lumens (φ/nm)	λ (nm)	Power W [^] /nm	Lumens (φ/nm)	λ (nm)	Power W [^] /nm	Lumens (φ/nm)	λ (nm)	Power W [^] /nm	Lumens (φ/nm)	λ (nm)	Power W [^] /nm	Lumens (φ/nm)
360	0	NR	490	168	NR	620	940	NR	750	35	NR	880	1	NR
365	0	NR	495	233	NR	625	897	NR	755	30	NR	885	1	NR
370	0	NR	500	300	NR	630	847	NR	760	26	NR	890	1	NR
375	0	NR	505	372	NR	635	790	NR	765	22	NR	895	1	NR
380	0	NR	510	430	NR	640	730	NR	770	19	NR	900	1	NR
385	0	NR	515	483	NR	645	668	NR	775	16	NR	905	1	NR
390	0	NR	520	524	NR	650	605	NR	780	14	NR	910	0	NR
395	2	NR	525	555	NR	655	545	NR	785	12	NR	915	0	NR
400	4	NR	530	581	NR	660	485	NR	790	10	NR	920	0	NR
405	7	NR	535	604	NR	665	430	NR	795	9	NR	925	0	NR
410	17	NR	540	623	NR	670	378	NR	800	8	NR	930	0	NR
415	34	NR	545	645	NR	675	331	NR	805	7	NR	935	0	NR
420	68	NR	550	667	NR	680	290	NR	810	6	NR	940	0	NR
425	128	NR	555	693	NR	685	251	NR	815	5	NR	945	0	NR
430	214	NR	560	719	NR	690	218	NR	820	4	NR	950	0	NR
435	339	NR	565	754	NR	695	188	NR	825	4	NR	955	0	NR
440	507	NR	570	791	NR	700	162	NR	830	3	NR	960	0	NR
445	573	NR	575	830	NR	705	139	NR	835	3	NR	965	0	NR
450	356	NR	580	873	NR	710	119	NR	840	3	NR	970	0	NR
455	217	NR	585	913	NR	715	102	NR	845	2	NR	975	0	NR
460	168	NR	590	948	NR	720	88	NR	850	2	NR	980	0	NR
465	113	NR	595	974	NR	725	76	NR	855	2	NR	985	0	NR
470	85	NR	600	994	NR	730	65	NR	860	1	NR	990	0	NR
475	85	NR	605	998	NR	735	55	NR	865	1	NR	995	0	NR
480	94	NR	610	994	NR	740	47	NR	870	1	NR	1000	0	NR
485	120	NR	615	973	NR	745	41	NR	875	1	NR			

REPORT NUMBER: SP1-2408-195-9

Melanopic Flux vs. Wavelength



Melanopic Lumens: NR

M/P: 2.32

λ (nm)	Power W [^] /nm	Lumens (φ/nm)	λ (nm)	Power W [^] /nm	Lumens (φ/nm)	λ (nm)	Power W [^] /nm	Lumens (φ/nm)	λ (nm)	Power W [^] /nm	Lumens (φ/nm)	λ (nm)	Power W [^] /nm	Lumens (φ/nm)
360	0	NR	490	168	NR	620	940	NR	750	35	NR	880	1	NR
365	0	NR	495	233	NR	625	897	NR	755	30	NR	885	1	NR
370	0	NR	500	300	NR	630	847	NR	760	26	NR	890	1	NR
375	0	NR	505	372	NR	635	790	NR	765	22	NR	895	1	NR
380	0	NR	510	430	NR	640	730	NR	770	19	NR	900	1	NR
385	0	NR	515	483	NR	645	668	NR	775	16	NR	905	1	NR
390	0	NR	520	524	NR	650	605	NR	780	14	NR	910	0	NR
395	2	NR	525	555	NR	655	545	NR	785	12	NR	915	0	NR
400	4	NR	530	581	NR	660	485	NR	790	10	NR	920	0	NR
405	7	NR	535	604	NR	665	430	NR	795	9	NR	925	0	NR
410	17	NR	540	623	NR	670	378	NR	800	8	NR	930	0	NR
415	34	NR	545	645	NR	675	331	NR	805	7	NR	935	0	NR
420	68	NR	550	667	NR	680	290	NR	810	6	NR	940	0	NR
425	128	NR	555	693	NR	685	251	NR	815	5	NR	945	0	NR
430	214	NR	560	719	NR	690	218	NR	820	4	NR	950	0	NR
435	339	NR	565	754	NR	695	188	NR	825	4	NR	955	0	NR
440	507	NR	570	791	NR	700	162	NR	830	3	NR	960	0	NR
445	573	NR	575	830	NR	705	139	NR	835	3	NR	965	0	NR
450	356	NR	580	873	NR	710	119	NR	840	3	NR	970	0	NR
455	217	NR	585	913	NR	715	102	NR	845	2	NR	975	0	NR
460	168	NR	590	948	NR	720	88	NR	850	2	NR	980	0	NR
465	113	NR	595	974	NR	725	76	NR	855	2	NR	985	0	NR
470	85	NR	600	994	NR	730	65	NR	860	1	NR	990	0	NR
475	85	NR	605	998	NR	735	55	NR	865	1	NR	995	0	NR
480	94	NR	610	994	NR	740	47	NR	870	1	NR	1000	0	NR
485	120	NR	615	973	NR	745	41	NR	875	1	NR			

Summary

$R_f = 81.5$
 $R_g = 99.2$
 $CIE R_a = 81.0$
 $R_9 = 7.1$



Color Vector Graphics



Individual Sample Fidelity Index ($R_{f,i}$)

CES01 = 86	CES26 = 74	CES51 = 89	CES76 = 70
CES02 = 63	CES27 = 88	CES52 = 92	CES77 = 86
CES03 = 31	CES28 = 89	CES53 = 81	CES78 = 72
CES04 = 70	CES29 = 67	CES54 = 87	CES79 = 90
CES05 = 50	CES30 = 68	CES55 = 85	CES80 = 88
CES06 = 51	CES31 = 71	CES56 = 78	CES81 = 78
CES07 = 42	CES32 = 70	CES57 = 76	CES82 = 95
CES08 = 41	CES33 = 71	CES58 = 78	CES83 = 90
CES09 = 29	CES34 = 82	CES59 = 92	CES84 = 94
CES10 = 76	CES35 = 90	CES60 = 95	CES85 = 86
CES11 = 59	CES36 = 93	CES61 = 93	CES86 = 72
CES12 = 65	CES37 = 87	CES62 = 83	CES87 = 85
CES13 = 43	CES38 = 75	CES63 = 77	CES88 = 83
CES14 = 74	CES39 = 94	CES64 = 83	CES89 = 75
CES15 = 71	CES40 = 89	CES65 = 77	CES90 = 81
CES16 = 47	CES41 = 85	CES66 = 80	CES91 = 96
CES17 = 50	CES42 = 86	CES67 = 79	CES92 = 73
CES18 = 56	CES43 = 81	CES68 = 84	CES93 = 84
CES19 = 72	CES44 = 99	CES69 = 91	CES94 = 64
CES20 = 66	CES45 = 87	CES70 = 78	CES95 = 80
CES21 = 87	CES46 = 82	CES71 = 76	CES96 = 84
CES22 = 79	CES47 = 77	CES72 = 92	CES97 = 87
CES23 = 92	CES48 = 71	CES73 = 71	CES98 = 81
CES24 = 91	CES49 = 81	CES74 = 93	CES99 = 74
CES25 = 72	CES50 = 89	CES75 = 74	



Color Rendition by Hue-Angle Bin



Measure Comparisons



(END OF REPORT)